

### Rijtuig 24 (DB IC/EC modernisiert - Großraumwagen 2. Klasse mit Fahrradbeförderung)

| Besonderheit | Art | Abteil | Abteile 1-7 |    |    |    |    |    |    |  |    |    |    |    |    |   | Fahrradstellplätze |                |  |  |  |  |  |  |  |  |  |  |  |  |  |  | WC | Eingang |
|--------------|-----|--------|-------------|----|----|----|----|----|----|--|----|----|----|----|----|---|--------------------|----------------|--|--|--|--|--|--|--|--|--|--|--|--|--|--|----|---------|
|              |     |        | 1           | 2  | 3  | 4  | 5  | 6  | 7  | 16 Fahrradstellplätze<br>141, 144-148, 151-158 Fahrrad |    |    |    |    |    |   |                    | 142-143 Tandem |  |  |  |  |  |  |  |  |  |  |  |  |  |  |    |         |
|              |     |        | GR          |    |    |    |    |    |    |  |    |    |    |    |    |   | GR                 |                |  |  |  |  |  |  |  |  |  |  |  |  |  |  |    |         |
|              |     |        | 16          | 25 | 26 | 35 | 36 | 45 | 46 | 55   | 56 | 65 | 66 | 75 | 76 | 141 142 143 144 145 146 147 148 151 152 153 154 155 156 157 158 |                    |                |  |  |  |  |  |  |  |  |  |  |  |  |  |  |    |         |
|              |     |        | 14          | 27 | 24 | 37 | 34 | 47 | 44 | 57   | 54 | 67 | 64 | 77 | 74 |   |                    |                |  |  |  |  |  |  |  |  |  |  |  |  |  |  |    |         |
|              |     |        | 18          | 23 | 28 | 33 | 38 | 43 | 48 | 53   | 58 | 63 | 68 | 73 | 78 |   |                    |                |  |  |  |  |  |  |  |  |  |  |  |  |  |  |    |         |
|              |     |        | 12          | 21 | 22 | 31 | 32 | 41 | 42 | 51   | 52 | 61 | 62 | 71 | 72 |   |                    |                |  |  |  |  |  |  |  |  |  |  |  |  |  |  |    |         |



EPA-Wagentypen: 282 - Abt. 6 + 7 = Personen mit Rad, 16 Fahrradstellplätze

### Rijtuigen 25,26 en 27 (DB IC/EC - Großraumwagen 2. Klasse)

| Besonderheit | Art | Abteil | Abteile 1-6 |    |    |    |    |    |              |         |    |    |    | Vorrang |    | Expres |    | Abteile 9-11 |    |     |     | WC  | Eingang |  |
|--------------|-----|--------|-------------|----|----|----|----|----|--------------|---------|----|----|----|---------|----|--------|----|--------------|----|-----|-----|-----|---------|--|
|              |     |        | 1           | 2  | 3  | 4  | 5  | 6  | nicht buchb. | buchbar | GR | GR | 9  | 10      | 11 |        |    |              |    |     |     |     |         |  |
|              |     |        | GR          |    |    |    |    |    |              |         |    |    |    |         |    | GR     |    | GR           |    |     |     |     |         |  |
|              |     |        | 16          | 25 | 26 | 35 | 36 | 45 | 46           | 55      | 56 | 65 | 66 | 75      | 76 | 85     | 86 | 95           | 96 | 105 | 106 | 115 |         |  |
|              |     |        | 14          | 27 | 24 | 37 | 34 | 47 | 44           | 57      | 54 | 67 | 64 | 77      | 74 | 87     | 84 | 97           | 94 | 107 | 104 | 117 |         |  |
|              |     |        | 18          | 23 | 28 | 33 | 38 | 43 | 48           | 53      | 58 | 63 | 68 | 73      | 78 | 83     | 88 | 93           | 98 | 103 | 108 | 113 |         |  |
|              |     |        | 12          | 21 | 22 | 31 | 32 | 41 | 42           | 51      | 52 | 61 | 62 | 71      | 72 | 81     | 82 | 91           | 92 | 101 | 102 | 111 |         |  |



EPA-Wagentypen: 048

### Rijtuig 28 (DB IC/EC - Großraumwagen 2. Klasse)

| Besonderheit |    | Rollstuhl   |           |   |          |          |          |          |          |          |          |          |          |          |          |          |          |    |    |    |    |    |    |    |    |
|--------------|----|---|-----------|---|----------|----------|----------|----------|----------|----------|----------|----------|----------|----------|----------|----------|----------|----|----|----|----|----|----|----|----|
| Art          |    | Begleiter   | Begleiter |   |          |          |          |          |          |          |          |          |          |          |          |          |          |    |    |    |    |    |    |    |    |
| Abteil       |    | GR  | GR        | GR  | GR       | GR       | GR       | GR       | GR       | GR       | GR       | GR       | GR       | GR       | GR       | GR       | GR       | GR | GR | GR | GR | GR | GR | GR |    |
|              |    | 2   | 3         | 4   | 5        | 6        | 7        | 8        | 9        |          |          |          |          |          |          |          |          |    |    |    |    |    |    |    |    |
| Eingang      | WC |  | 26<br>24  | 35<br>37  | 36<br>34 | 45<br>47 | 46<br>44 | 55<br>57 | 56<br>54 | 65<br>67 | 66<br>64 | 75<br>77 | 76<br>74 | 85<br>87 | 86<br>84 | 95<br>97 | 96<br>94 |    |    |    |    |    |    |    | WC |
|              |    |   | 21        |  | 38<br>32 | 43<br>41 | 48<br>42 | 53<br>51 | 58<br>52 | 63<br>61 | 68<br>62 | 73<br>71 | 78<br>72 | 83<br>81 | 88<br>82 | 93<br>91 | 98<br>92 |    |    |    |    |    |    |    |    |

EPA-Wagentypen: 133 - Pl. 21, 24 = Rollstuhl, Pl. 26, 37 = Begleiter Rollstuhl

### Rijtuig 29 (DB IC/EC - Großraumwagen 2. Klasse)

| Besonderheit |    | Rollstuhl   |           |   |          |          |          |          |          |          |          |          |          |          |          |          |          |            |            |            |    |    |    |    |
|--------------|----|---|-----------|---|----------|----------|----------|----------|----------|----------|----------|----------|----------|----------|----------|----------|----------|------------|------------|------------|----|----|----|----|
| Art          |    | Begleiter   | Begleiter |   |          |          |          |          |          |          |          |          |          |          |          |          |          |            |            |            |    |    |    |    |
| Abteil       |    | GR  | GR        | GR  | GR       | GR       | GR       | GR       | GR       | GR       | GR       | GR       | GR       | GR       | GR       | GR       | GR       | GR         | GR         | GR         | GR | GR | GR | GR |
|              |    | 2   | 3         | 4   | 5        | 6        | 7        | 8        | 9        | 10       | 11       |          |          |          |          |          |          |            |            |            |    |    |    |    |
| Eingang      | WC |  | 26<br>24  | 35<br>37  | 36<br>34 | 45<br>47 | 46<br>44 | 55<br>57 | 56<br>54 | 65<br>67 | 66<br>64 | 75<br>77 | 76<br>74 | 85<br>87 | 86<br>84 | 95<br>97 | 96<br>94 | 105<br>107 | 106<br>104 | 115<br>117 |    |    |    | WC |
|              |    |   | 21        |  | 38<br>32 | 43<br>41 | 48<br>42 | 53<br>51 | 58<br>52 | 63<br>61 | 68<br>62 | 73<br>71 | 78<br>72 | 83<br>81 | 88<br>82 | 93<br>91 | 98<br>92 | 103<br>101 | 108<br>102 | 113<br>111 |    |    |    |    |

EPA-Wagentypen: 130 - Pl. 21, 24 = Rollstuhl, Pl. 26, 37 = Begleiter Rollstuhl

### Rijtuig 30 (DB IC/EC modernisiert - Abteil-/ Großraumwagen 2. Klasse)

| Besonderheit |    |           |              |              |    |    |    |    |    | BahnBonus    | BahnBonus     |         |         |    |         | BahnBonus | Catering |    |    |     |     |            |    |         |
|--------------|----|-----------|--------------|--------------|----|----|----|----|----|--------------|---------------|---------|---------|----|---------|-----------|----------|----|----|-----|-----|------------|----|---------|
| Art          |    | Kleinkind | Familienber. | Familienber. |    |    |    |    |    | nicht buchb. | nicht buchbar | Vorrang | Express |    | buchbar |           |          |    |    |     |     |            |    |         |
| Abteil       |    | 1         |              | 2            |    | 3  |    | 4  |    | 5            |               | 6       |         | 7  |         | 8         |          | 9  |    | 10  |     |            |    |         |
| Eingang      | WC | 15        | 16           | 25           | 26 | 35 | 36 | 45 | 46 | 55           | 56            | 65      | 66      | 75 | 76      | 85        | 86       | 95 | 96 | 105 | 106 | Dienstraum | WC | Eingang |
|              |    | 13        | 14           | 23           | 24 | 33 | 34 | 43 | 44 | 53           | 54            | 63      | 64      | 73 | 74      | 83        | 84       | 93 | 94 | 103 | 104 |            |    |         |
|              |    |           |              | 21           | 22 | 31 | 32 |    |    | 53           | 58            | 63      | 68      | 73 | 78      | 83        | 88       |    |    | 101 | 102 |            |    |         |
|              |    |           |              |              |    |    |    |    |    | 51           | 52            | 61      | 62      | 71 | 72      | 81        | 82       |    |    |     |     |            |    |         |

EPA-Wagentypen: 62 - Abt. 1 = Kleinkind, Abt. 2+3 = Familienbereich, Abt. 5+6 = BahnBonus (nicht buchbar), Abt. 7 = Vorrang, Abt. 8 = Express, Abt. 9 = BahnBonus (buchbar), Abt. 10 Catering

### Rijtuig 31 (DB IC/EC - Abteilwagen 1. Klasse)

| Besonderheit |    |              |              |    |    |    |    |    |    |    |    |    |    |    |    |    |    |    |    |    |         |
|--------------|----|--------------|--------------|----|----|----|----|----|----|----|----|----|----|----|----|----|----|----|----|----|---------|
| Art          |    | Zugbegleiter | Zugbegleiter |    |    |    |    |    |    |    |    |    |    |    |    |    |    |    |    |    |         |
| Abteil       |    | 1            |              | 2  |    | 3  |    | 4  |    | 5  |    | 6  |    | 7  |    | 8  |    | 9  |    |    |         |
| Eingang      | WC | 15           | 16           | 25 | 26 | 35 | 36 | 45 | 46 | 55 | 56 | 65 | 66 | 75 | 76 | 85 | 86 | 95 | 96 | WC | Eingang |
|              |    | 13           | 14           | 23 | 24 | 33 | 34 | 43 | 44 | 53 | 54 | 63 | 64 | 73 | 74 | 83 | 84 | 93 | 94 |    |         |
|              |    | 11           | 12           | 21 | 22 | 31 | 32 | 41 | 42 | 51 | 52 | 61 | 62 | 71 | 72 | 81 | 82 | 91 | 92 |    |         |

EPA-Wagentypen: 094 = Pl. 11-16 Zugbegleiter, Pl. 21-22 = BahnBonus (buchbar), Pl. 23-26 = BahnBonus (nicht buchbar)

### Rijtuig 32 (DB IC/EC - Abteilwagen 1. Klasse)

|              |    | Vorrang |    | BahnBonus<br>nicht buchbar |    | Express |    | BahnBonus<br>buchbar |    |        |    |        |    |        |    |        |    |        |    |    |         |  |  |
|--------------|----|---------|----|----------------------------|----|---------|----|----------------------|----|--------|----|--------|----|--------|----|--------|----|--------|----|----|---------|--|--|
| Besonderheit |    | Vorrang |    | BahnBonus<br>nicht buchbar |    | Express |    | BahnBonus<br>buchbar |    |        |    |        |    |        |    |        |    |        |    |    |         |  |  |
| Art          |    | Abteil  |    | Abteil                     |    | Abteil  |    | Abteil               |    | Abteil |    | Abteil |    | Abteil |    | Abteil |    | Abteil |    |    |         |  |  |
| Abteil       |    | 1       |    | 2                          |    | 3       |    | 4                    |    | 5      |    | 6      |    | 7      |    | 8      |    | 9      |    |    |         |  |  |
| Eingang      | WC | 15      | 16 | 25                         | 26 | 35      | 36 | 45                   | 46 | 55     | 56 | 65     | 66 | 75     | 76 | 85     | 86 | 95     | 96 | WC | Eingang |  |  |
|              |    | 13      | 14 | 23                         | 24 | 33      | 34 | 43                   | 44 | 53     | 54 | 63     | 64 | 73     | 74 | 83     | 84 | 93     | 94 |    |         |  |  |
|              |    | 11      | 12 | 21                         | 22 | 31      | 32 | 41                   | 42 | 51     | 52 | 61     | 62 | 71     | 72 | 81     | 82 | 91     | 92 |    |         |  |  |

EPA-Wagentypen: 905 = Pl. 11/13/15 = Vorrang, Pl. 12/14/16 = Express, Pl. 21-22 = BahnBonus (buchbar), Pl. 23-26 = BahnBonus (nicht buchbar)